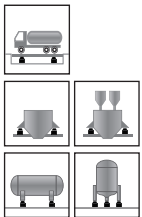
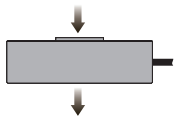


Pancake Type



Capacities

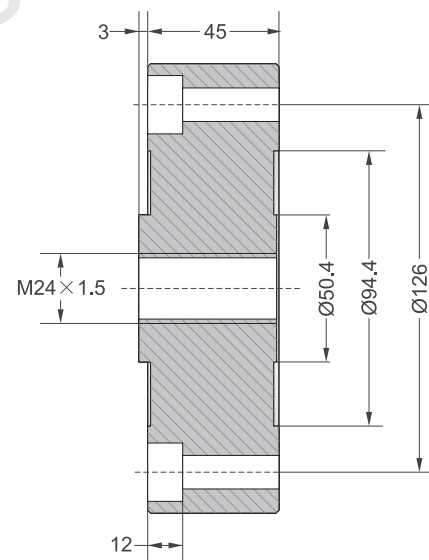
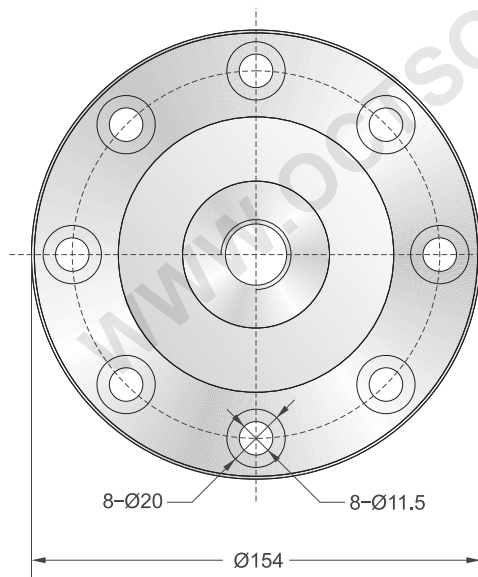
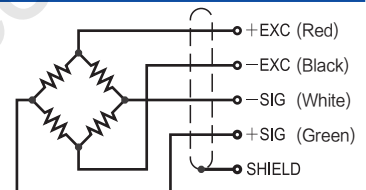
5t, 10t

Features

- Pancake type load cell
- Alloy steel construction
- High accuracy
- High stability
- Low profile
- Easy to install
- Protected against corrosion by nickel-plated treatment
- Suitable for testing machine, truck scales and big bin & hopper scales, etc.

Schematic

Red: + input
Black: - input
White: - output
Green: + output



Specifications

Rated Output	3.0mV/V $\pm 0.25\%$	Safe Temp. Range	-10°C to + 70°C
Zero Balance	$\pm 1\%$ of rated output	Temp. Compensated	-10°C to + 40°C
Creep after 30 minutes	$\pm 0.03\%$ of rated output	Safe Overload	150%
Nonlinearity	$\pm 0.03\%$ of rated output	Input Impedance	387 ohm ± 20 ohm
Hysteresis	$\pm 0.03\%$ of rated output	Output Impedance	350 ohm ± 5 ohm
Repeatability	$\pm 0.03\%$ of rated output	Insulation Resistance	≥ 5000 M ohm (50V DC)
Temp. effect on output	$\leq 0.002\%$ of applied output/°C	Rated Excitation	10V DC/AC
Temp. effect on zero	$\leq 0.002\%$ of rated output/°C	Maximum Excitation	15V DC/AC
Wire Length	6m	Wire Material	Red(+ E) Black(- E) White(- S) Green(+ S)